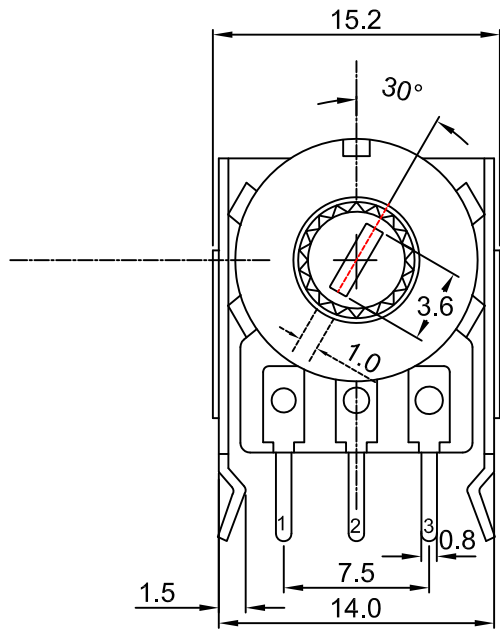
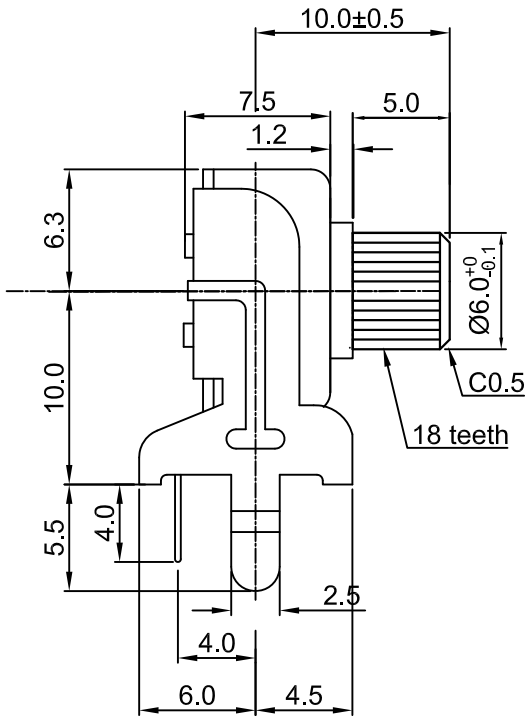
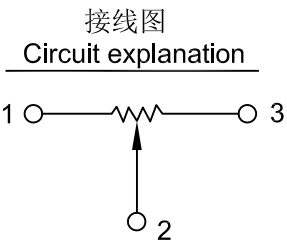
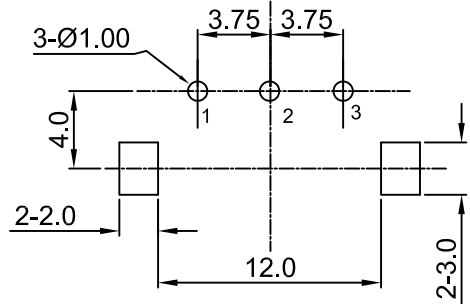


# 外形图 Mechanical Dimensions






Shaft shown in full C.C.W. position

安装孔位图  
P.C.B. mounting hole detail



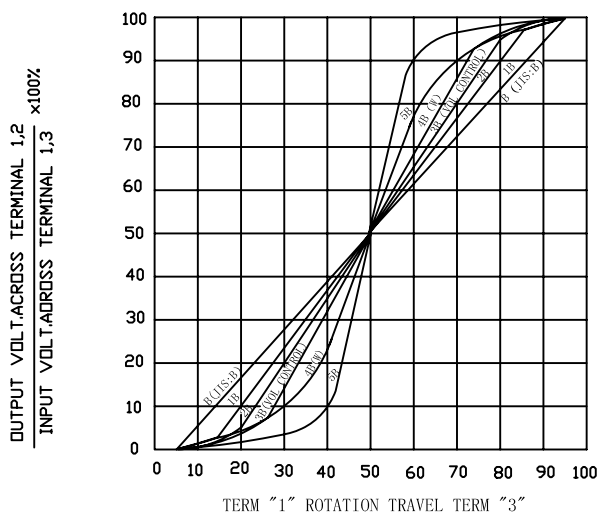
3			PRODUCT NAME	Rotary Potentiometer		
2			MODEL NAME	R1216N-DA2-value		
1						
NO	DATE	DESCRIPTION	APPROVED BY	CHECKED BY	DRAWN BY	
		DIMENSION	TOLERANCE	SCALE		
		$l \leq 10$	$\pm 0.2$	UNIT	mm	
		$10 < l \leq 30$	$\pm 0.5$	VER.	A0	
		$30 < l \leq 100$	$\pm 1.0$	DATE	2014/03/11	
		All Angles	$\pm 5^\circ$			
			<div style="border: 1px solid black; border-radius: 50%; width: 40px; height: 40px; display: flex; flex-direction: column; justify-content: center; align-items: center; margin: 0 auto;"> <span style="color: red; font-weight: bold; font-size: 12px;">R &amp; D</span> <span style="font-size: 10px;">2014/3/11</span> <span style="font-size: 10px;">Eva</span> </div>	<div style="border: 1px solid black; border-radius: 50%; width: 40px; height: 40px; display: flex; flex-direction: column; justify-content: center; align-items: center; margin: 0 auto;"> <span style="color: red; font-weight: bold; font-size: 12px;">R &amp; D</span> <span style="font-size: 10px;">2014/3/11</span> <span style="font-size: 10px;">Sophie</span> </div>	<div style="border: 1px solid black; border-radius: 50%; width: 40px; height: 40px; display: flex; flex-direction: column; justify-content: center; align-items: center; margin: 0 auto;"> <span style="color: red; font-weight: bold; font-size: 12px;">R &amp; D</span> <span style="font-size: 10px;">2014/3/11</span> <span style="font-size: 10px;">Ball</span> </div>	

# 12 mm Rotary Potentiometers series Specifications

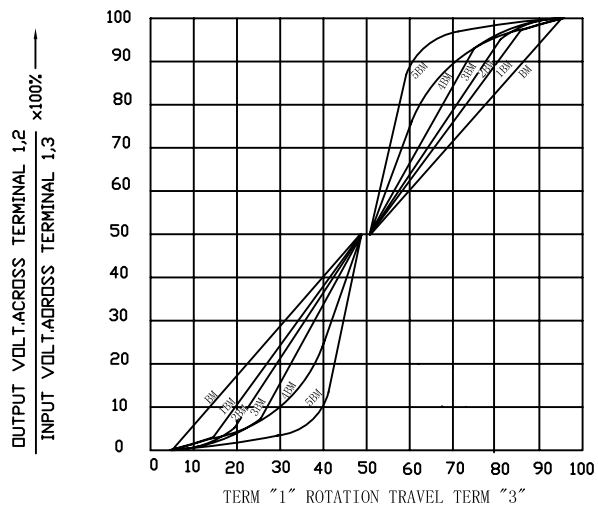
1.電氣性能 (Electrical Characteristics)					
1.1	全阻抗值 (Total Resistance)		1K $\Omega$		
1.2	全阻抗值允许偏差 (Total Resistance Tolerance)		$\pm 20\%$ ( More than 1 M $\Omega$ $\pm 30\%$ )		
1.3	電阻隨溫度變化特性 Resistance of temperature change character)		20 $^{\circ}$ C -75 $^{\circ}$ C : $\Delta R/R \leq \pm 5\%$ , -25 $^{\circ}$ C -20 $^{\circ}$ C : $\Delta R/R \leq \pm 4.5\%$		
1.4	阻值變化特性 (Resistance Taper)		A		
1.5	零位阻值 (Residual Resistance)		R $\geq$ 250K $\Omega$ / 0.1 % max. of total Value 250K $\Omega$ >R>10K $\Omega$ / 20 $\Omega$ max. 10K $\Omega$ >R / 10 $\Omega$ max.		
1.6	額定功率 (Rated Power)		Linear Taper B: 0.05W Other Taper:0.025W		
1.7	最高使用電壓 (Max.Operating Voltage)		50V AC; 20V DC		
1.8	動雜音 (Rotational Noise)		Less Than 100mV		
1.9	絕緣阻抗 (Insulation Resistance)		More than 100M $\Omega$ at DC 250V		
1.10	耐電壓 (Withstand Voltage)		For 1 minute at: AC 250V		
1.11	开关額定功率(Switch Rated Power)		-----		
1.12	同步誤差 (Gang Error)		-----		
2.機械性能 (Mechanical Characteristics)					
2.1	全回轉角度 (Rotation Angle)		300 $^{\circ}$ $\pm$ 10 $^{\circ}$		
2.2	旋轉力矩 (Rotation Torque)		20~200gf.cm		
2.3	軸的拉、押強度 (Pull-Push Strength)		4 Kgf.cm		
2.4	轉動止檔強度 (Rotational Stop-End Torque)		3 kgf.cm Min		
2.5	开关角度(Switch Working Angel)		-----		
2.6	开关力矩(Switch Working Torque)		-----		
2.7	旋轉定位數目 (Number of Detents(click))		detent: 0 centre Click		
2.8	焊錫耐熱性 (Resistance To Soldering Heat)		<u>260</u> $\pm$ 5 $^{\circ}$ C and less than <u>3</u> seconds		
3.耐久性能 (Durability)					
3.1	回轉壽命 (Rotation Life)		10,000 Cycles min.		
3.2	工作溫度 (Operating temperature)		-10 $^{\circ}$ C ~+70 $^{\circ}$ C		
4.1	外形尺寸圖/曲線特性圖 (Shape size drawing/curve characteristic drawing)		見附頁 Please refer the drawing		
批 准			審 核		
			設 計		

# RESISTANCE TAPER

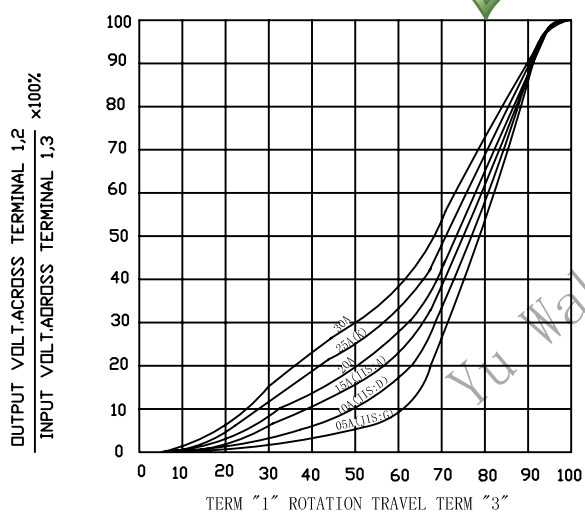
TAPER B SERIES



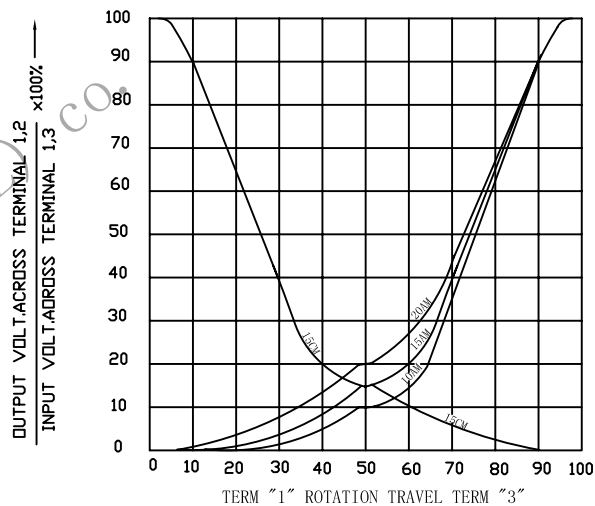
TAPER B WITH 50% TAP



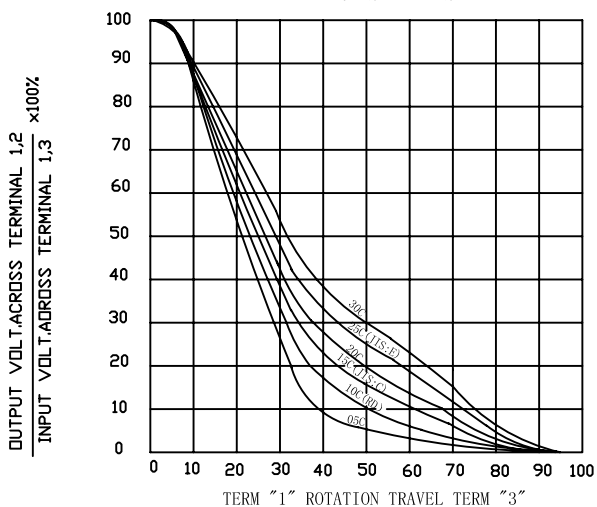
TAPER A SERIES



TAPER A & C WITH 50% TAP



TAPER C SERIES



TAPER M & N SERIES

